



* Only the TH-84EF1 can be set up in portrait orientation.



Panasonic

BUSINESS

TH-84EF1
TH-75EF1
FULL HD LCD Displays

Standard Large-Screen Displays for Use in Stores and Meeting Rooms, and as Public Signage.



Easy-to-use digital signage with USB memory

Wide Viewing Angle — Ideal for use in meetings

The large screen achieves eye-catching impact.

* Only the TH-84EF1 can be set up in portrait orientation.

Product specification

Model	TH-84EF1	TH-75EF1
Display Panel		
Screen size	84-inch [2134 mm]	75-inch [1892 mm]
Aspect ratio	16:9	
Panel type/Backlight	IPS/Edge LED	
Effective display area (W x H)	1860 x 1046 mm [73.3" x 41.2"]	1649 x 927 mm [64.9" x 36.4"]
Resolution	1920 x 1080	
Brightness (typ.)	350 cd/m ²	410 cd/m ²
Contrast ratio	1400:1	1200:1
Response time	5.0 ms [G to G]	8.0 ms [G to G]
Viewing angle (Horizontal/Vertical)	178°/178° [CR ≥ 10]	
Terminal*1		
Video	4-pole mini jack [M3] x 1	
HDMI In	HDMI Type A Connector x 2	
DVI-D in /Audio In [L/R]	DVI-D 24 pin x 1/Stereo mini jack [M3] x 1 [Shared with PC In]	
PC In /Audio In [L/R]	Mini D-sub 15 pin x 1/Stereo mini jack [M3] x 1 [Shared with DVI-D In]	
Audio Out	Stereo mini jack [M3] x 1	
USB	TYPE A USB connector x 1 * USB 3.0 is not supported.	
Serial In	D-sub 9 pin x 1, RS-232C Compatible	
LAN	RJ45 x 1 10BASE-T/100BASE-TX, Compatible with PjLink™	
IR In/Out	Mini jack [M3] x 1 / x 1	
Audio		
Built-in speakers	20 W [10 W + 10 W]	
Electrical		
Power requirements	110-127 V/220-240 V, AC 50 Hz/60 Hz	
Power consumption	535 W	285 W
On mode average power consumption*2	425 W	193 W
Power off condition	Approx. 0.3 W	
Stand-by condition	Approx. 0.5 W	
Mechanical		
Dimension (W x H x D)	1910 x 1102 x 78 mm [75.2" x 43.4" x 3.1"]	1681 x 959 x 77 mm [66.2" x 37.8" x 3.0"]
Weight	Approx. 70.0 kg [154.3 lbs.]	Approx. 55.0 kg [121.3 lbs.]
Bezel width	25.6 mm [1.0"] [T/B], 22.6 mm [0.9"] [L/R]	14.8 mm [0.6"] [L/R/T/B]
Wall-hanging pitch	VESA compliant 600 x 500 mm [23.6" x 19.7"]	VESA compliant 600 x 400 mm [23.6" x 15.8"]
Installation Requirement		
Orientation	Landscape/Portrait	Landscape
Tilting angle	0-15 degrees forward with landscape setting*3	0-20 degrees forward with landscape setting*3
Environment		
Operating environment	Temperature: 0°C to 40°C [32°F to 104°F] / Altitude 0-1400 m [4593 ft]*4, 0°C to 35°C [32°F to 95°F] / Altitude 1400-2800 m [9186 ft]	
Operating time*5	Humidity: 20-80% [non-condensation]*4 16 h/day	

*1: Due to the terminal block construction, some connection cables and USB memory devices cannot be used. Be sure to check the "CONNECTION TERMINAL" information in the product specification sheet. For more information about product specifications, please visit: https://panasonic.net/cns/prodisplays/download/spec_manual.html
*2: Based on IEC 62087 Ed.2 measurement method. *3: Please contact your sales representative with regard to the tilt angle before installation.
*4: Depending on the temperature or humidity conditions, uneven brightness may be observed. This is not a malfunction. * This unevenness will disappear while applying current continuously. If not, consult the distributor
*5: In case of long time, the moving image is recommended to be displayed. If you display a still picture for an extended period, the image retention might remain on the screen. However, image retention can gradually disappear by displaying a moving images.

Optional Accessories



Early Warning Software
ET-SWA100 Series
* Suffix of the part number may differ depending on the license type.

Free Trial License: 90 days, up to 2048 units*

* Software version 2.1 or later. The latest version is available on the PASS.
More information about Early Warning Software, Please visit:
<https://panasonic.net/cns/prodisplays/products/et-swa100/>

* PASS Website: panasonic.net/cns/prodisplays/pass



To download or activate the optional software, please visit PASS.



FULL HD LCD Displays

84-inch class **TH-84EF1**



75-inch class **TH-75EF1**



Narrow Bezel and Wide Viewing Angle Deliver Sharp, Clear Pictures. Great for Presentations and Enhancing the Ambiance.

The IPS panel surrounded by a narrow bezel provides sharp, clear pictures even when viewed from an oblique angle. These models are ideal for enhancing the ambience in showrooms and events, for use as a monitor in meetings, and for public signage. A wide range of signals can be input as digital signage, and connection to various types of video networks is quick and easy. With built-in speakers, they can also play back video content with sound.

Panasonic®

Weights and dimensions shown are approximate. Specifications and appearance are subject to change without notice. Product availability differs depending on region and country. This product may be subject to export control regulations. HDMI, the HDMI logo, and High-Definition Multimedia interface are trademarks or registered trademarks of HDMI Licensing LLC in the United States and other countries. All other trademarks are the property of their respective trademark owners. Images on screen are simulated. © 2017 Panasonic Corporation. All rights reserved.



For the latest information about Panasonic Professional Display, please visit:

Professional Display Global Website: panasonic.net/cns/prodisplays/
YouTube: www.youtube.com/PanasonicProDisplay
Facebook: www.facebook.com/panasonicprojector

All information included here is valid as of April 2017.



84-inch class **TH-84EF1**
75-inch class **TH-75EF1**



CT17-G01TH-8475EF1
Printed in Japan.



Main Features

Slim Design for any Interior Design Scheme

The TH-84/75EF1 have a narrow bezel for a slim design that accents the image on the screen. And the flat-panel form doesn't feel oppressive when mounted on the wall. The TH-75EF1 has a 14.8 mm (0.6") [L/R/T/B] width bezel.*1 The depth of the TH-84EF1 is 78 mm (3.1"), and the depth of the TH-75EF1 is 77 mm (3.0"), which both comply with the ADA Standard,*2 making them ideal for installation in public spaces.

*1 The TH-84EF1 has a 22.6 mm (0.9") [L/R]/25.6 mm (1.0") [T/B] width bezel.
*2 Americans with Disabilities Act of 1990.



Wide Viewing Angle for a Greater Eye-Catching Effect

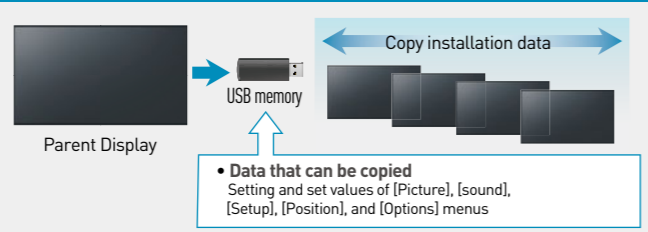
The high-visibility IPS panel makes images easier to see and boosts the signage effect with minimal color shift. The display also offers easy-to-see images for meetings, so it enables smooth sharing of information among all members.



Cloning Function Speeds Up Multiple Display Setup

When installing multiple displays, the Cloning function lets you use a USB memory to copy the settings of a parent display to other units, thus greatly shortening the setup time.

• [Date & Time], [Network Settings], [LAN Settings] and Display ID cannot be copied.
• The Cloning function works only for displays with the same screen size.

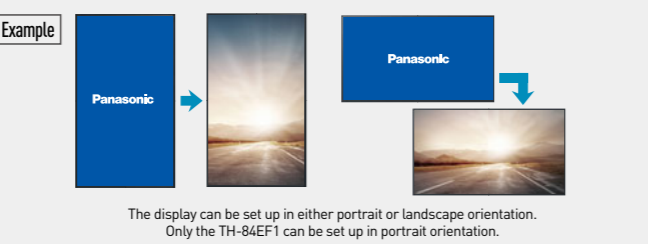


Customizable Original Screen

NEW

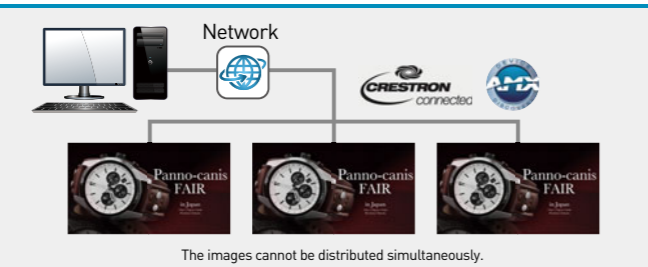
An original image created by your company or other desired picture can be displayed when the unit is turned on and when there is no input signal. The image data for the original screen can be transferred and stored in the display unit via a USB memory. This function allows a company logo mark, brand image, etc., to be displayed when there is no input signal.

• Certain limitations apply to the format for original screen.
• Compatible with 1920 x 1080 resolution only.



Supports LAN Control Connection

The TH-84/75EF1 can be controlled by LAN or RS-232C. You can configure the display into your existing control system, and you can control several devices simultaneously. It also supports AMX or Crestron Connected™ LAN control.




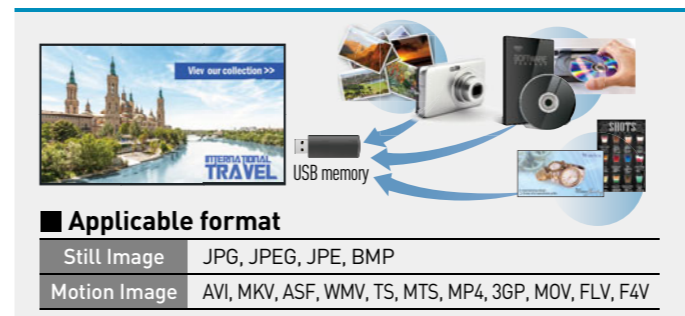
* Only the TH-84EF1 can be set up in portrait orientation.

As Digital Signage

The Display has a Built-in USB Media Player

The TH-84/75EF1 can automatically start showing pictures when a USB memory containing data is inserted. The display unit can be used as digital signage without a set-top box or PC. And the content can be displayed smoothly without including the black screen display. What's more, the order of content playback and playback time can be programmed. Content can also be rewritten and multiple displays can be operated via LAN.*

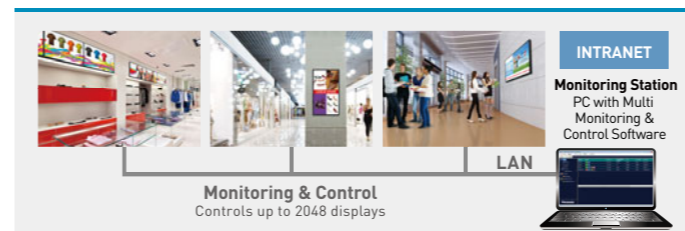
- If it is difficult to insert a USB memory due to installation conditions, use a commercially available extension cable.
- Some files cannot be played back even if they are in the supported format. Regarding restrictions, see the operation manual.
- Multi Monitoring & Control Software (free) is required.



Multi Monitoring & Control Software (Free) Lets You Control Devices in Groups


This free Panasonic software enables you to monitor and control up to 2048 devices over a LAN network from a single PC. It facilitates the control of multiple devices used in a facility or store.

* Multi Monitoring & Control Software is required (downloadable from the following URL)
<https://panasonic.net/cns/prodisplays/download/software/multi/>



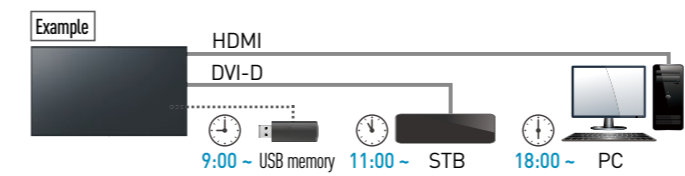
Multi Monitoring & Control Software ver.1.0.4 Functions

Content list production	<ul style="list-style-type: none"> • Registers content to be played by the USB Media Player. • Sets the content playback order and time. • Saves the produced Content list (up to 50 can be saved).
Content list deliver/save	<ul style="list-style-type: none"> • The produced content list is saved in USB memory. • The USB Media Player rewrites the content to be played, and sets the schedule.
Control function	<ul style="list-style-type: none"> • Executes control commands such as power ON/OFF, input switching and input commands • Schedule function
Monitoring function	<ul style="list-style-type: none"> • Displays the status of devices by group in a list format. • Displays detailed information of each device. • Provides more detailed information when installed with Early Warning Software (optional).



Timer-Programmable Switching of Device Connection

The timer function of the display unit can be used to change connected signal source devices at a desired time. This allows an easy change of displayed content according to the application or the progress of an event.



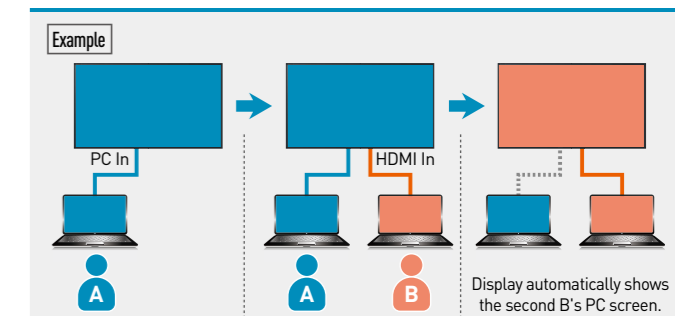
In Meeting Rooms

Smooth Switching of Presenters

NEW

The TH-84/75EF1 automatically switches source signals when the input signal for the current content stops or when an input signal other than the signal of the current content is received. When presenters change during a meeting, the displayed image can be switched easily by simply changing the cable connection, thus eliminating the need to operate the remote control.

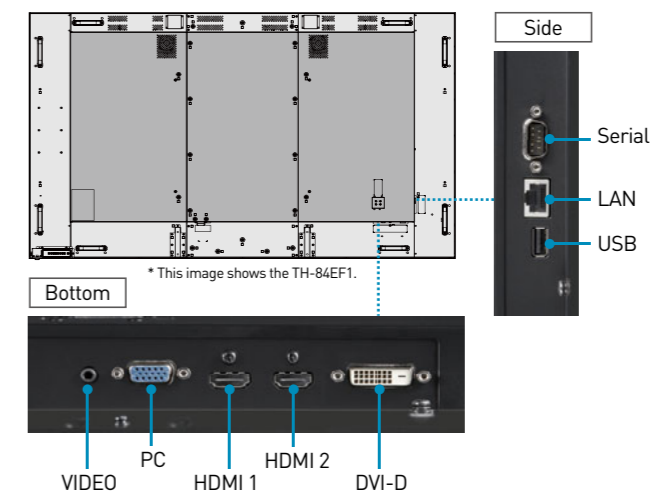
* Only analog (PC input)/digital (HDMI input or DVI-D input) signal switchover is supported.
* The 2 switching inputs must be set in advance.



A Wealth of Connection Terminals for Easy Replacement of Existing Display

A wealth of connection terminals are provided not only for use in meetings but also for use as digital signage, so existing systems can be replaced easily with the Panasonic displays. The display units accept 59 types of PC signals to rank at the top in the industry in terms of signal compatibility.

* Input terminals such as HDMI, DVI-D and PC, and control terminals such as RS-232C and LAN
* Some connection cables or USB memory may not be connectable due to the structures of terminals.



Applicable Input Signals

Video signal	18 signals
PC signal	59 signals

Input Terminal

HDMI x2, DVI-D, PC/Component, Video*, USB (with 5V/1A power supply capability)

Control Terminals

Serial, LAN, IR IN/OUT

Applicable PC signals

59 signals

* Use a 4-pole mini-plug conversion cable (M3) for the video terminal. (Commercially available in the market)

Built-in Speakers for the Playback of Content with Sound

The display unit has built-in speakers so that it can play back content with sound without the connection of external speakers. This allows maximum use of a limited space for the installation of a large-screen display.



No external speakers are necessary even for displaying content with sound.